


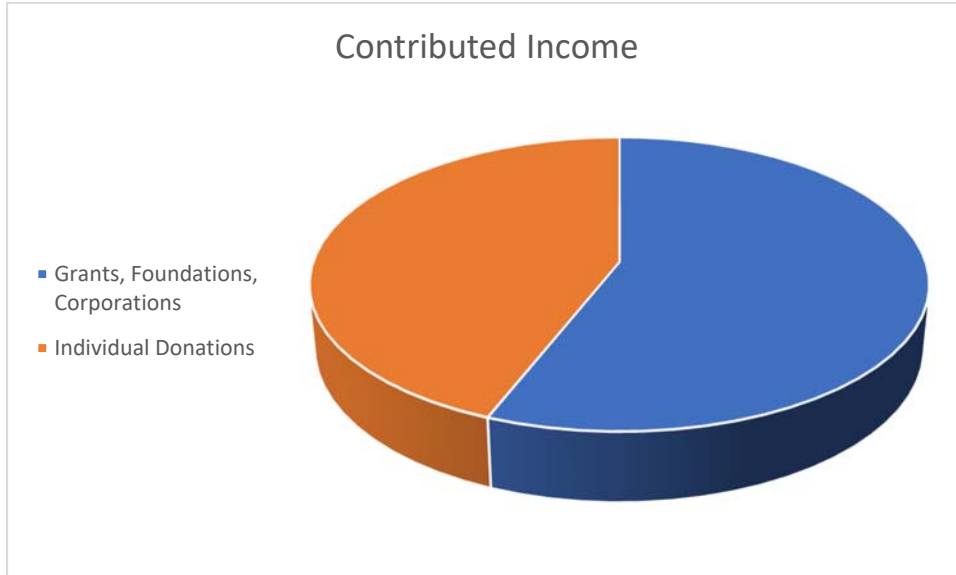
2018 Financial Report to Members



Income

Contributed Income

Total = \$21,460

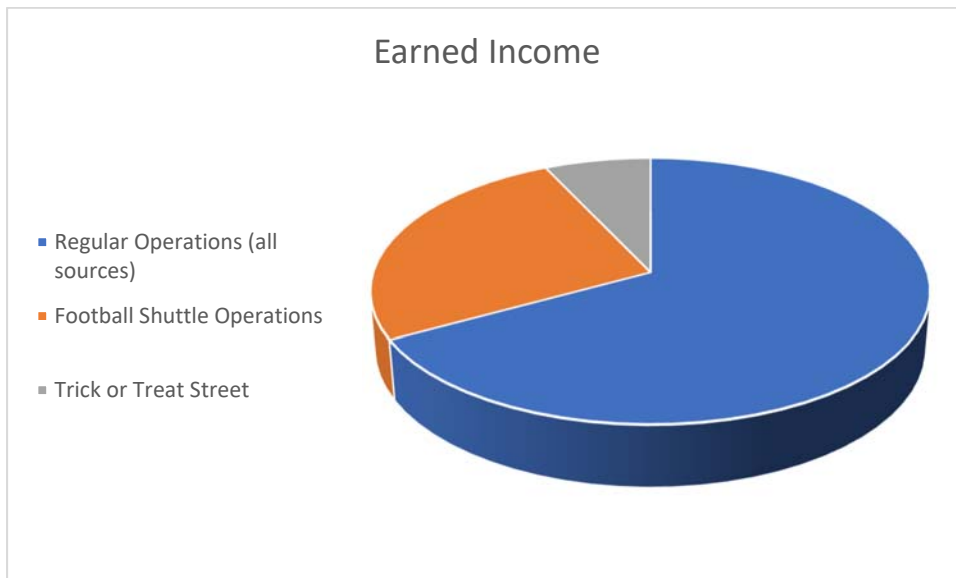


56 percent: Grants, Foundations, Corporations (*SCFD, City of Arvada, NRHS-Intermountain Chapter, Community First Foundation*)

44 percent: Individual donations (*includes membership dues, fare box donations from all operations, Colorado Gives Day, donations to the re-winding project, other individual donations*)

Earned Income

Total = \$71,463



67 percent: Regular Operations (*all sources*)

26 percent: Football Shuttle operations

7 percent: Trick or Treat Street

Expenses

Personnel Expenses

Total = \$46,675

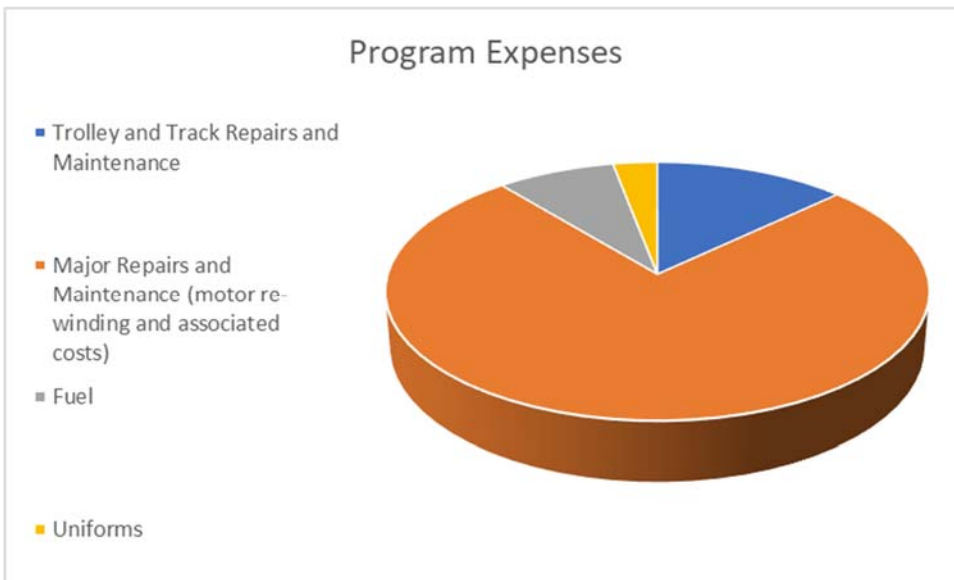


83 percent: Seasonal trolley staff and program assistant (*includes payroll taxes, work comp, payroll processing fee*)

7 percent: Administrative (*includes contract bookkeeper and contract administrative support*)

Program Expenses

Total = \$41,768



13 percent: Trolley and Track Repairs and Maintenance

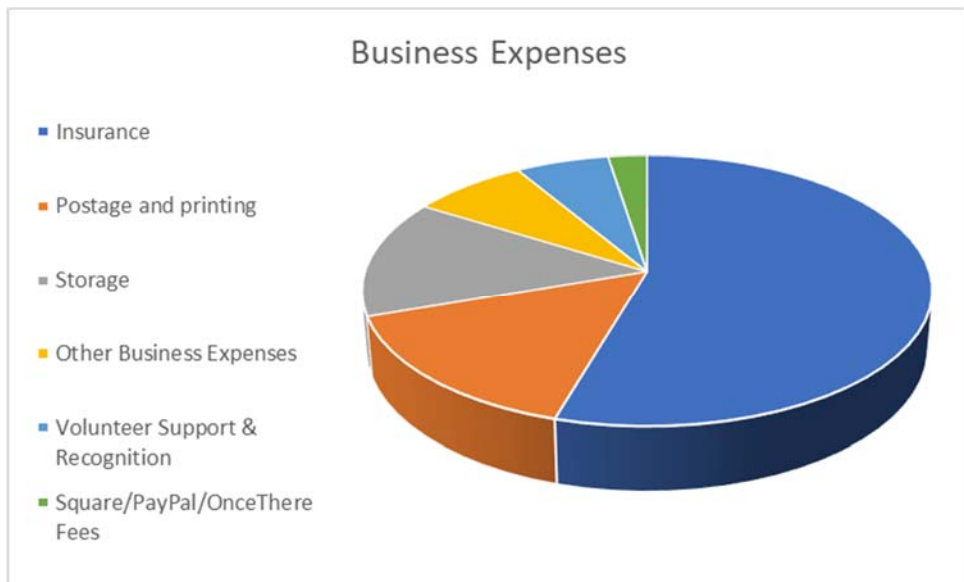
76 percent: Major Repairs and Maintenance (*motor re-winding and associated costs*)

8 percent: Fuel

3 percent: Uniforms

Business Expenses

Total = \$31,303



- 54 percent: Insurance (general liability, inland marine (property), volunteer accident, directors and officers)
- 15 percent: Postage and Printing (90 percent is printing)
- 14 percent: Storage (Car 04, Car 83, Administrative)
- 7.5 percent: All other business expenses (adv/mkt, dues, office supplies, telephone, website)
- 6 percent: Volunteer Support & Recognition
- 2.5 percent: Square/PayPal/OnceThere fees

Summary

\$ 92,985	Total Income
<u>(\$119,746)</u>	Total Expenses
(\$ 26,761)	Net Loss

During the past several years, the DRHS has accumulated and maintained financial reserves. In 2017, the year ended with \$70,210 in cash. These funds, combined with extraordinary volunteer support, enabled the organization to complete the re-winding and repairs to two motors without incurring debt. The start of the 2018 operating season was delayed by only one week. This is a commendable result for a small organization facing an obstacle of this size. Here's the summary excluding the revenue and expenses related to the motor re-winding project:

\$91,103	Total Income (<i>excludes donations toward motor re-winding, Intermountain NRHS grant</i>)
<u>(\$88,132)</u>	Total Expenses (<i>excludes major repairs and maintenance</i>)
\$ 2,971	Net Revenue

2018 Ridership & Volunteer Summary

Ridership

14,496	Regular Operations
2,996	Football Operations
3,474	Special Operations (<i>Trick or Treat Street, Free 1st Tuesdays</i>)

Volunteers

49	Total Volunteers
2,310	Total Hours Donated

FYI – In 2018, the Independent Sector valued volunteer work at \$25.43 per hour.

<https://independentsector.org/news-post/new-value-volunteer-time-2019/>

2019 Year-to-Date Financial Report to Members

Through August 31, 2019 with YTD comparison to August 31, 2018

Income

Contributed Income

2019	2018
\$7,613	\$8,026*

*Includes fundraising related to motor re-winding project.

Earned Income

2019	2018
\$54,094	\$45,704

Expenses

Personnel Expenses

2019	2018
\$40,164	\$39,630

Program Expenses

2019	2018
\$7,040	\$38,931*

*Includes expenses related to motor re-winding project.

Business Expenses

2019	2018
\$25,386	\$27,472

Summary through August 31

2019		2018
\$61,707	Total Income	\$53,730
<u>(\$72,590)</u>	Total Expenses	<u>(\$106,032)</u>
(\$10,883)	Net Loss	(\$ 52,302)

Ridership & Volunteer Summary through August 31, 2019

2019 Ridership

16,049	Regular Operations (includes Groupon, excludes Once There and library culture pass ridership)
348	Football Operations
1,494	Special Operations (Concerts, Free 1 st Tuesdays)

2019 Volunteers

34	Total Volunteers
1,318	Total Hours Donated